

Exhibit Construction Guidelines

Please see Terms and Conditions

Dimensions—The dimensions of the exhibit spaces are shown on the floor plan in feet (for metric measurements, please refer to the conversion chart included on the floor plan.) Location and size of individual exhibits are believed to be accurate, but should be assumed to be approximate. Exhibitors are cautioned not to attempt critical measurements taken from the floor plan. If precise measurements are needed, contact NMA Show Management (hei), giving the point-to-point distances to be measured.

Ceiling Heights

Halls	Ceiling Height
N1 & N2	35'
N3 & N4	33'
C1 & C2	25'
C3	31' & 35'
C4 & C5	35'

Exceptions: Ceiling height is 12' for all booths located under the drop ceiling at the front portion of halls N3 & N4 and is lower under the skywalk (see floor plan). Ceiling height is 15' for any booth positioned under the office overhang on the concourse in C3. Ceiling height is 20' for areas under HVAC ducts in C1 (see floor plan for exact locations).

Any display over 12' in height must have structural engineer plans available for inspection during MINExpo. Any multi-level exhibit must submit plans and any single level exhibit which exceeds 300 sq. ft. of contiguous covered area must have a booth plan submitted to the LVCVA Fire/Safety Department for approval, prior to the exhibit coming onto the LVCVA Convention property.

Floor Capacity—The floors in all exhibit halls are concrete with generally unlimited load capacity. The weight limitation of each piece of equipment in the indoor exhibit halls is one million pounds (450,000 kg or 450 tonnes). Exceptions to this rule must be made in writing to Show Management (hei). All booths in C3 (concourse) and behind the stairwell in C3 are limited to 175 pounds per sq. ft. Exhibitors must provide an engineer's certified stamp of approval for booths in these locations.

Electrical Services—The types of electrical current available in most locations in the Las Vegas Convention Center are 120-128 and 277-480 volt/3-phase/60 cycle.

Other Services—Natural gas, water and drain are available in certain locations. Connections for these services (except drains) are made from the overhead catwalk.

Machinery/Equipment—Machinery and equipment may be displayed in a manner comparable to actual industrial utilization, but should be positioned so as to minimize interference with the sight line into neighboring exhibits.

Noise Levels—Exhibitors operating mining equipment, sound amplification equipment or other equipment generating noise shall do so only at a level that does not interfere with other exhibitors. The maximum decibel level for equipment or sound amplification indoors will be 80db measured from the perimeter line of the booth.

Space Selection—Please carefully review the floor plan and show regulations. Select space that provides you with ample room for effective display of your products or services. Also state on the application (or accompanying sheet) any unusual or special features in your proposed display that need to be taken into account by Show Management in making space assignments.

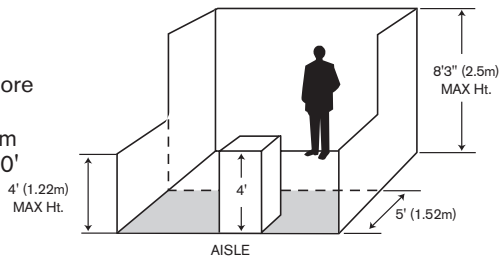
Inquiries/Requests—All exhibitor inquiries should be directed to:

MINExpo INTERNATIONAL® 2008
98 East Naperville Road
Westmont, IL 60559 (USA)
Tel: (630) 434-7779
Fax: (630) 434-1216
e-mail: minexpo@heiexpo.com

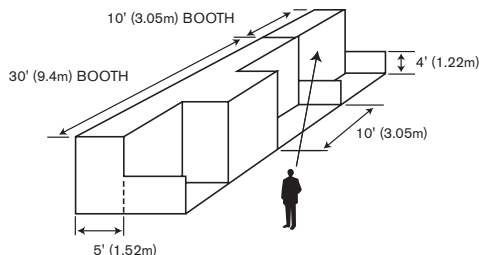
Exhibit Construction Guidelines

Standard Exhibit

Definition: One or more standard units in a straight line (minimum booth size is 10' x 10' = 100 sq. ft.)

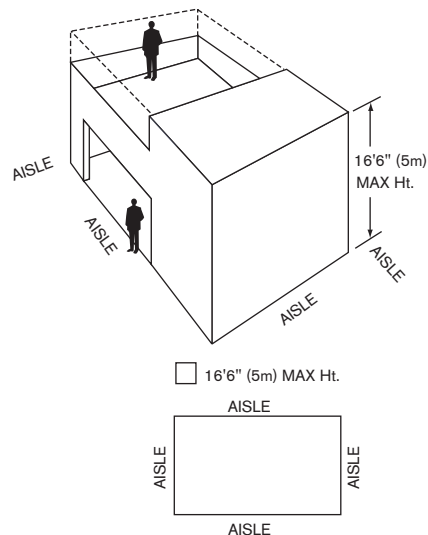


Display fixtures over 4' (1.22m) high must be confined to that area of the booth that is at least 5' (1.52m) from the aisle line.



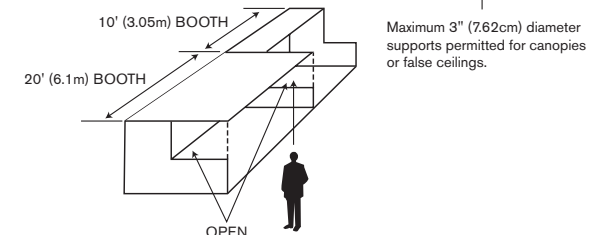
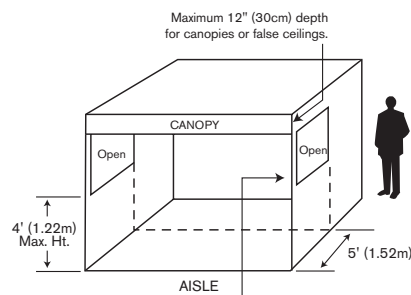
Island Booth

Definition: Exhibit with aisles on four sides. Exhibit components limited to maximum height of 16'6" (5m). Hanging signs: Unlimited height.



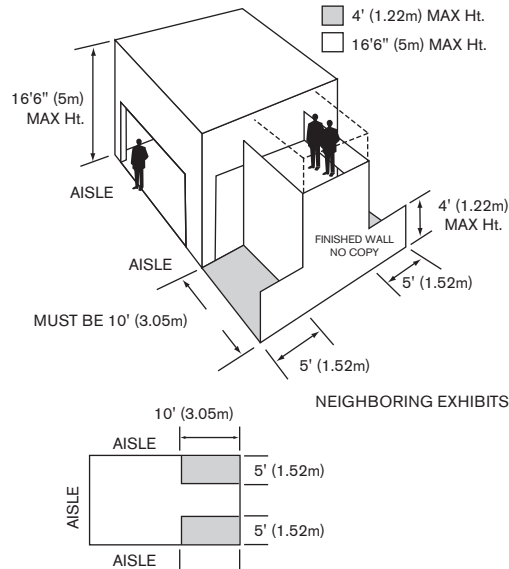
Canopies and Ceilings

Definition: An exhibit component supported over an exhibitor's space for decorative purposes only.



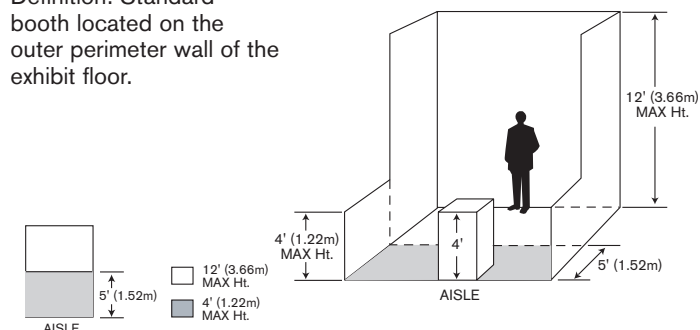
Peninsula Exhibit

Definition: Exhibit with one or more display levels in four or more standard units back to back with an aisle on three sides. Hanging signs must be positioned at least 10' away from the adjoining booth. Exhibit components limited to maximum height of 16'6" (5m). Hanging signs: Unlimited height.



Perimeter Wall Exhibit

Definition: Standard booth located on the outer perimeter wall of the exhibit floor.



Demonstrations/Sampling

The part of the exhibit program involving the interaction of exhibit personnel and their audience through corporate presentations, product demonstrations or sampling.

